



District Report Card: 2017


State: Maharashtra	District: Ratnagiri
Class: 8	Subject: Mathematics
Schools: 51	Students: 1418


Participation/Coverage


Students

GENDER 	Boys		Girls	
	Number	%	Number	%
	726	51.20	692	48.80

AREA 	Rural		Urban	
	Number	%	Number	%
	1168	82.37	250	17.63

CATEGORY 	SC		ST		OBC		GEN	
	Number	%	Number	%	Number	%	Number	%
	124	8.74	10	0.71	888	62.62	396	27.93

CWSN 	LD	VI	HI	S&LD	ID	Oth
	2	6	28	1	9	36

Management 	Government		Government-aided	
	Number	%	Number	%
	32	2.26	1386	97.74

Average Performance of Students in Mathematics (%)

Overall	Gender		Area		Management		Social Group			
	Male	Female	Rural	Urban	Govt.	Aided	SC	ST	OBC	GEN
39.45	38.66	40.29	39.79	37.87	41.46	39.41	37.74	36.00	38.53	42.15

Performance on Learning Outcomes (LOs)

Learning Outcomes	Description	Average Performance(%)
M601	Solves problems involving large numbers by applying appropriate operations	20.47
M606	Solves problems on daily life situations involving addition and subtraction of fractions / decimals	22.68
M620	Finds out the perimeter and area of rectangular objects in the surroundings like floor of the class room, surfaces of a chalk box etc.	34.33
M621	Arranges given/collected information in the form of table, pictograph and bar graph and interprets them	39.83
M702	Interprets the division and multiplication of fractions	40.76
M705	Solves problems related to daily life situations involving rational numbers	29.41
M706	Uses exponential form of numbers to simplify problems involving multiplication and division of large numbers	27.05
M707	Adds/subtracts algebraic expressions	44.57
M710	Solves problems related to conversion of percentage to fraction and decimal and vice versa	21.29
M717	Finds out approximate area of closed shapes by using unit square grid/graph sheet	32.50
M719	Finds various representative values for simple data from her/his daily life contexts like mean, median and mode	52.13
M721	Interprets data using bar graph	61.44
M801	Generalizes properties of addition, subtraction, multiplication and division of rational numbers through patterns	31.80
M802	Finds rational numbers between two given rational numbers	35.97
M803	Proves divisibility rules of 2, 3, 4, 5, 6, 9 and 11	43.43
M804	Finds squares, cubes, square roots and cube roots of numbers using different methods	52.52
M808	Uses various algebraic identities in solving problems of daily life	51.65
M812	Verifies properties of parallelogram and establishes the relationship between them through reasoning	42.46
M818	Finds surface area and volume of cuboidal and cylindrical object	36.83
M819	Draws and interprets bar charts and pie charts	45.28

Range of Performance of Students who Answered Correctly							
Below 30%		30% - 50%		50% - 75%		Above 75%	
Number	%	Number	%	Number	%	Number	%
486	34.27	567	39.99	298	21.02	67	4.72

Lowest Performing Learning Outcomes (LOs)

- 1 - Solves problems involving large numbers by applying appropriate operations (20.47)
- 2 - Solves problems related to conversion of percentage to fraction and decimal and vice versa (21.29)
- 3 - Solves problems on daily life situations involving addition and subtraction of fractions / decimals (22.68)

- 4 - Uses exponential form of numbers to simplify problems involving multiplication and division of large numbers (27.05)
- 5 - Solves problems related to daily life situations involving rational numbers (29.41)